

# Effect of Patisiran Treatment in Patients with hATTR Amyloidosis with Cardiomyopathy and Polyneuropathy: Post-hoc Analysis of the APOLLO-B Study

Finn Gustafsson<sup>1</sup>, Parag Kale<sup>2</sup>, John L. Berk<sup>3</sup>, Nitasha Sarswat<sup>4</sup>, Igor Diemberger<sup>5,6</sup>, Yoshiki Sekijima<sup>7</sup>, Mark S. Taylor<sup>8</sup>, Fabio Fernandes<sup>9</sup>, Kelley Capocelli<sup>10</sup>, Patrick Jay<sup>10</sup>, Shaun Bender<sup>10</sup>, Emre Aldinc<sup>10</sup>, Julian D. Gillmore<sup>11</sup>

<sup>1</sup>Department of Cardiology, Copenhagen University Hospital, Copenhagen, Denmark; <sup>2</sup>Advanced Heart Failure and Transplant Department, Baylor University Medical Center, Dallas, TX; <sup>3</sup>Boston University School of Medicine, Boston, MA; <sup>4</sup>Department of Medicine, University of Chicago, Chicago, IL; <sup>5</sup>Department of Experimental, Diagnostic and Specialty Medicine, Institute of Cardiology, University of Bologna, Bologna, Italy; <sup>6</sup>Cardiology Division, IRCSS AOU, di Bologna, Bologna, Italy; <sup>7</sup>Shinshu University Hospital, Matsumoto, Japan; <sup>8</sup>Westmead Amyloidosis Service, Westmead Hospital, Sydney NSW Australia; <sup>9</sup>Instituto do Coração – HCFMUSP, São Paulo, Brazil; <sup>10</sup>Alnylam Pharmaceuticals, Cambridge, MA; <sup>11</sup>Centre for Amyloidosis, Division of Medicine, University College London, Royal Free Hospital, London, UK.

May 20–23, 2023 || Annual Congress of the Heart Failure Association of the European Society of Cardiology 2023



# Background and Rationale

## Transthyretin-mediated (ATTR) Amyloidosis

- Cardiomyopathy is a frequent manifestation in patients with wild-type ATTR (ATTRwt) or hereditary ATTR (hATTR, also known as ATTRv) amyloidosis<sup>1-5</sup>
- The majority of individuals with hATTR amyloidosis develop a mixed phenotype of cardiomyopathy and polyneuropathy<sup>6,7</sup>

## Patisiran

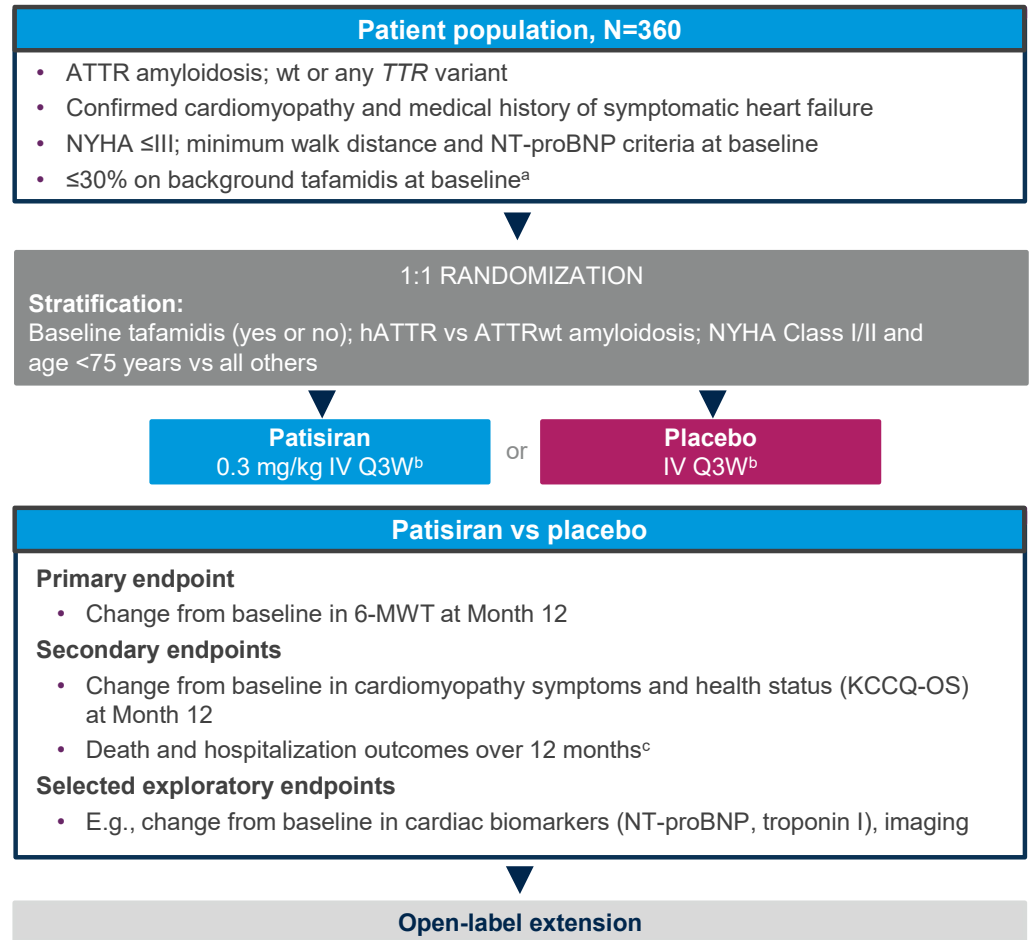
- IV-administered RNAi therapeutic approved for the treatment of hATTR amyloidosis with polyneuropathy
- Prior clinical data in patients with hATTR amyloidosis with polyneuropathy suggest the potential for patisiran to also improve cardiac manifestations in this population<sup>7,8</sup>

## Phase 3 APOLLO-B Study

- Randomized, double-blind, placebo-controlled study in patients with ATTR amyloidosis with cardiomyopathy
- APOLLO-B demonstrated the clinical efficacy of patisiran treatment (vs placebo) in patients with ATTR amyloidosis with cardiomyopathy<sup>9-11</sup>

## Objective of the Current Study

- To conduct additional, post-hoc analyses assessing the clinical efficacy of patisiran in a subgroup of patients with hATTR amyloidosis with cardiomyopathy and polyneuropathy (mixed phenotype)



<sup>a</sup>Where tafamidis is available as local standard of care; receiving tafamidis treatment ≥6 months with disease progression in opinion of investigator. <sup>b</sup>To reduce likelihood of infusion-related reactions, patients received following pre-medications or equivalent at least 60 min. before each study drug infusion: dexamethasone; oral acetaminophen; H1 and H2 blockers. <sup>c</sup>Included composite all-cause mortality, frequency of CV events, and change from baseline in 6-MWT; composite all-cause mortality, frequency of all-cause hospitalizations and urgent HF visits in patients not on tafamidis at baseline; and composite all-cause mortality, frequency of all-cause hospitalizations and urgent HF visits in overall population. **Abbreviations:** 6-MWT, 6-minute walk test; ATTR, transthyretin-mediated; ATTRv, hereditary transthyretin (v for variant); ATTRwt, wild-type transthyretin-mediated CV, cardiovascular; hATTR, hereditary transthyretin-mediated; HF, heart failure; IV, intravenous; KCCQ-OS, Kansas City Cardiomyopathy Questionnaire-Overall Summary; NT-proBNP, N-terminal pro-brain natriuretic peptide; NYHA, New York Heart Association; Q3W, once every 3 weeks; RNAi, ribonucleic acid interference; TTR, transthyretin; wt, wild-type. 1. Castano et al. *Heart Fail Rev* 2015;20:163-78; 2. Swiecicki et al. *Amyloid* 2015;22:123-31; 3. Ruberg et al. *Am Heart J* 2012;164:222-8.e1; 4. Sattianayagam et al. *Eur Heart J* 2012;33:1120-7; 5. Gertz et al. *Mayo Clin Proc* 1992;67:428-40; 6. Rapezzi C et al. *Eur Heart J* 2013;34:520-8; 7. Coelho et al. *Curr Med Res Opin* 2013;29:63-76; 8. Adams et al. *N Engl J Med* 2018;379:11-21; 9. Maurer et al. *ISA congress 2022. Presentation*; 10. Maurer et al. *HFSA congress 2022. Poster*; 11. Kale et al. *HFSA congress 2022. Poster*.

# Baseline Characteristics of Patients with Mixed Phenotype

## Mixed phenotype subgroup criteria<sup>a</sup>

hATTR amyloidosis and at least one of the following:

- A history of polyneuropathy
- PND score  $\geq$  I
- Norfolk QOL-DN score  $\geq$  30
- Plasma NfL > upper limit of age-partitioned reference values identified by Mayo Clinic laboratories<sup>b,c</sup>

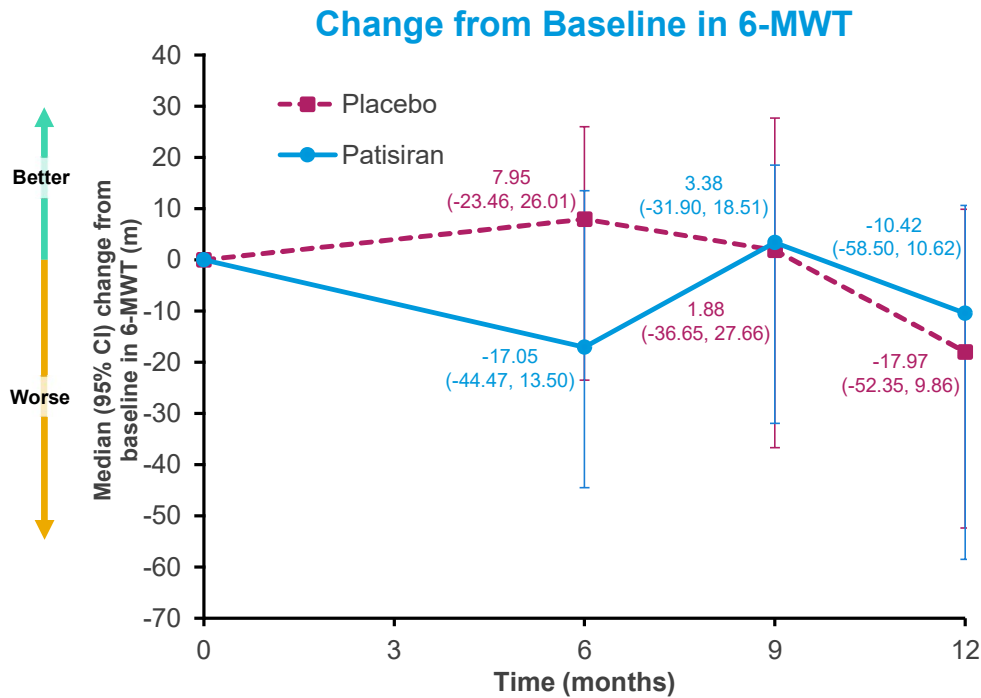
AND

No additional known disease or condition that can cause or contribute to polyneuropathy

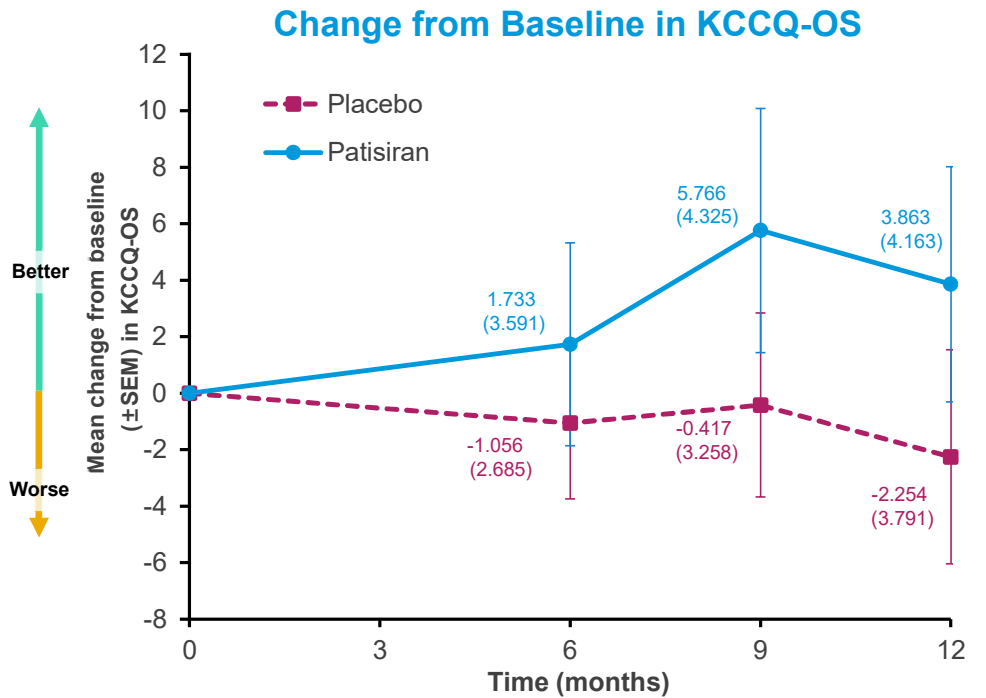
Baseline Characteristic	Patisiran (n=31)	Placebo (n=28)
Age (years), median (range)	70 (47–85)	66 (41–85)
Male sex, n (%)	20 (64.5)	21 (75.0)
V122I, n (%)	17 (54.8)	8 (28.6)
Baseline tafamidis use, n (%)	4 (12.9)	4 (14.3)
NYHA Class, n (%)		
Class I	1 (3.2)	4 (14.3)
Class II	29 (93.5)	22 (78.6)
Class III	1 (3.2)	2 (7.1)
Gillmore et al ATTR Amyloidosis Stage, n (%)		
Stage I	20 (64.5)	20 (71.4)
Stage II	8 (25.8)	7 (25.0)
Stage III	3 (9.7)	1 (3.6)
PND score, n (%)		
0	4 (12.9)	7 (25.0)
I	18 (58.1)	17 (60.7)
II	9 (29.0)	4 (14.3)
6-MWT, m, mean (SD)	317.63 (88.89)	370.58 (103.83)
KCCQ-OS, mean (SD)	57.967 (19.799)	67.522 (23.205)
Norfolk QOL-DN, mean (SD)	37.2 (23.5)	26.6 (28.4)
NT-proBNP, ng/L, mean (SD)	2492.4 (2051.6)	2303.7 (1954.6)
NfL, pg/mL, mean (SD) <sup>d</sup>	90.2 (50.3)	55.0 (25.7)

<sup>a</sup>Mixed phenotype subgroup criteria were defined at baseline. <sup>b</sup>Reference values were established by Mayo Clinic laboratories based on <https://www.mayocliniclabs.com/test-catalog/overview/616854#Clinical-and-Interpretive> (Accessed March 21, 2023). <sup>c</sup>Bornhorst et al. *Clinica Chimica Acta* 2022;535:153–6. <sup>d</sup>n=9 (patisiran), n=12 (placebo). **Abbreviations:** 6-MWT, 6-minute walk test; ATTR, transthyretin-mediated; hATTR, hereditary transthyretin-mediated; KCCQ-OS, Kansas City Cardiomyopathy Questionnaire-Overall Summary; NfL, neurofilament light chain; NT-proBNP, N-terminal pro-brain natriuretic peptide; NYHA, New York Heart Association; PND, polyneuropathy disability; QOL-DN, quality of life-diabetic neuropathy; SD, standard deviation.

# Change in Functional Capacity (6-MWT), Health Status, and Quality of Life (KCCQ-OS) with Patisiran and Placebo in the Mixed Phenotype Group<sup>a</sup>



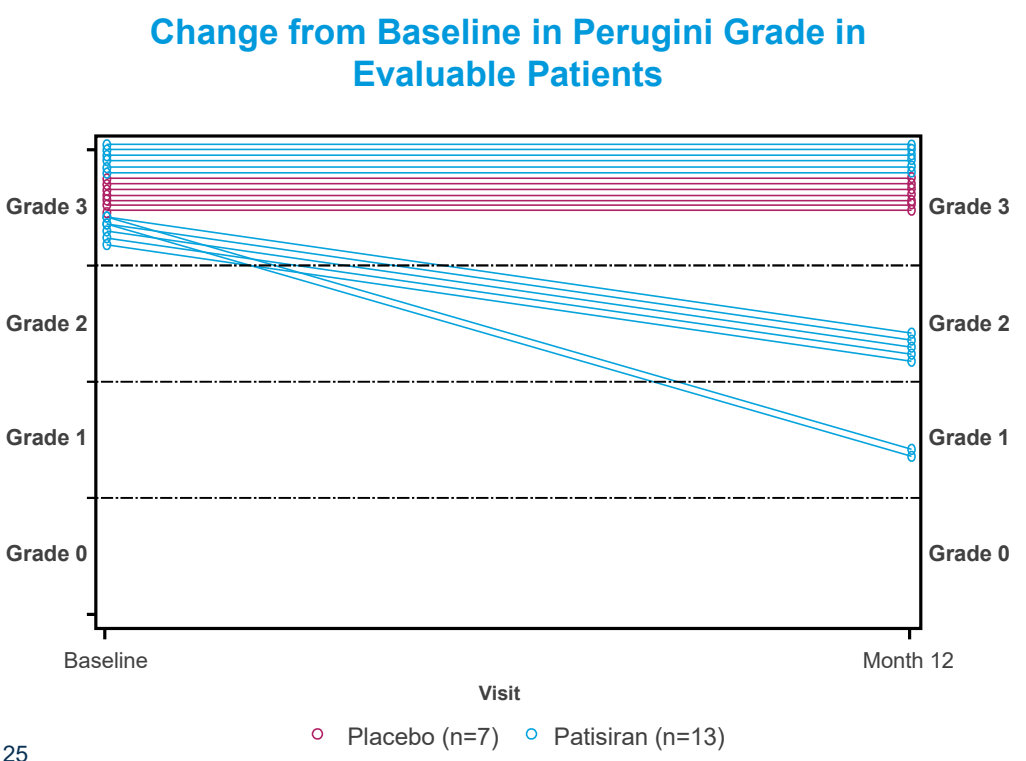
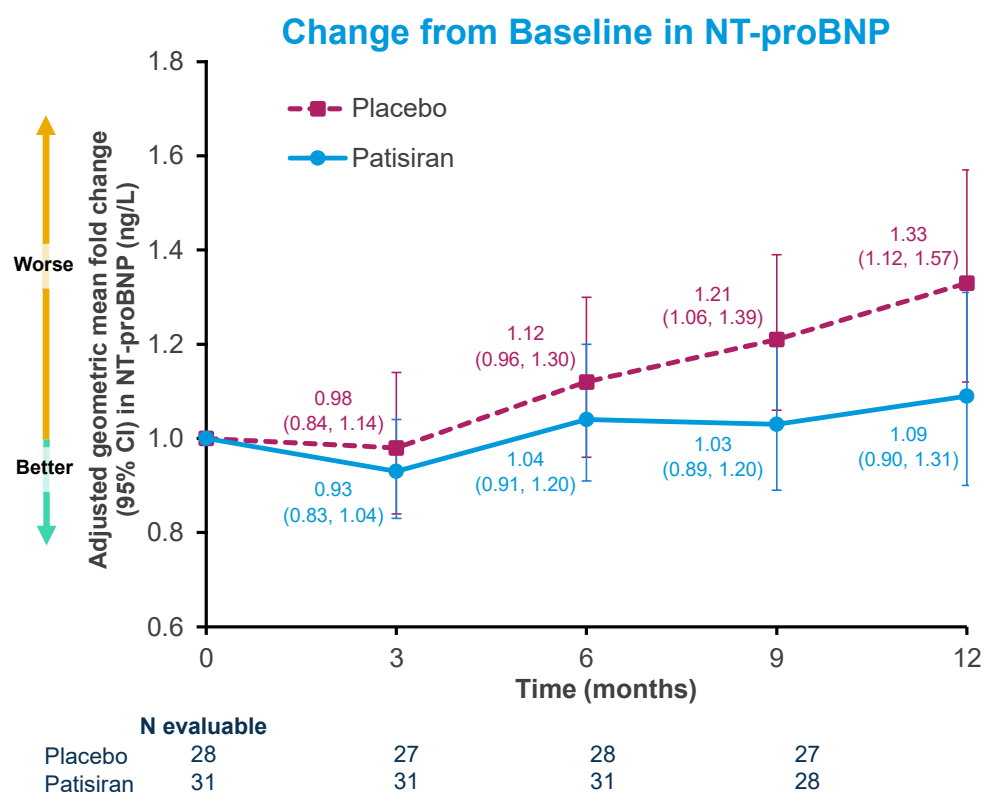
	N evaluable			
Placebo	28	28	28	28
Patisiran	31	31	31	31



	N evaluable			
Placebo	28	27	27	26
Patisiran	31	31	29	30

Baseline median (range) 6-MWT values for mixed phenotype subgroup: Placebo, 379.53 (151.3–539.1); Patisiran, 318.35 (155.7–491.8); for total APOLLO-B population: Placebo, 367.74 (130.0–740.0); Patisiran, 358.00 (155.7–808.0). Baseline mean (SD) KCCQ-OS values for mixed phenotype subgroup: Placebo, 67.522 (23.205); Patisiran, 57.967 (19.799). Baseline mean (SD) KCCQ-OS values for the total APOLLO-B population: Placebo, 70.330 (20.709); Patisiran, 69.836 (21.178). <sup>a</sup>This post-hoc analysis was descriptive only and did not include statistical hypothesis testing. The mixed phenotype subgroup size was not powered to make confirmative statements with these endpoints. **Abbreviations:** 6-MWT, 6-minute walk test; CI, confidence interval; KCCQ-OS, Kansas City Cardiomyopathy Questionnaire-Overall Summary; QOL, quality of life; SD, standard deviation; SEM, standard error of the mean.

# Change in NT-proBNP and Perugini Grade with Patisiran and Placebo in the Mixed Phenotype Group<sup>a</sup>



Baseline median (IQR) NT-proBNP (ng/L) values for mixed phenotype subgroup: Placebo, 2095.5 (679.0–3125.0); Patisiran, 1991.0 (918.0–2921.0); for the total APOLLO-B population: Placebo, 1813 (952–3079); Patisiran, 2008 (1135–2921). <sup>a</sup>This post-hoc analysis was descriptive only and did not include statistical hypothesis testing. The mixed phenotype subgroup size was not powered to make confirmative statements with these endpoints.

## Summary

- At Month 12, patisiran showed a directional trend compared with placebo toward benefit in functional capacity (6-MWT), health status, and quality of life (KCCQ-OS) in patients with hATTR amyloidosis with a mixed phenotype
  - The results of these patients are generally consistent with those of the overall population in the APOLLO-B study
- The effect of patisiran on NT-proBNP compared with placebo in patients with hATTR amyloidosis with a mixed phenotype was consistent with that observed in the overall APOLLO-B population
- In a cohort of patients undergoing technetium scintigraphy, reductions in Perugini grade were noted in patients receiving patisiran but not in those receiving placebo
- Overall, this post-hoc analysis showed consistent results with the overall APOLLO-B population, demonstrating a trend toward benefit of patisiran vs placebo in patients with hATTR amyloidosis with a mixed phenotype

This study was funded by Alnylam Pharmaceuticals. Medical writing assistance was provided by Christopher Bulman, PhD, of Adelphi Communications Ltd, UK, and funded by Alnylam Pharmaceuticals in accordance with Good Publication Practice Guidelines.

6-MWT, 6-minute walk test; hATTR, hereditary transthyretin-mediated; KCCQ-OS, Kansas City Cardiomyopathy Questionnaire-Overall Summary; NT-proBNP, N-terminal pro-brain natriuretic peptide; TTR, transthyretin.